



놓을 수 있는 코드를 말해줘


코드톡

CODETALK

게임규칙

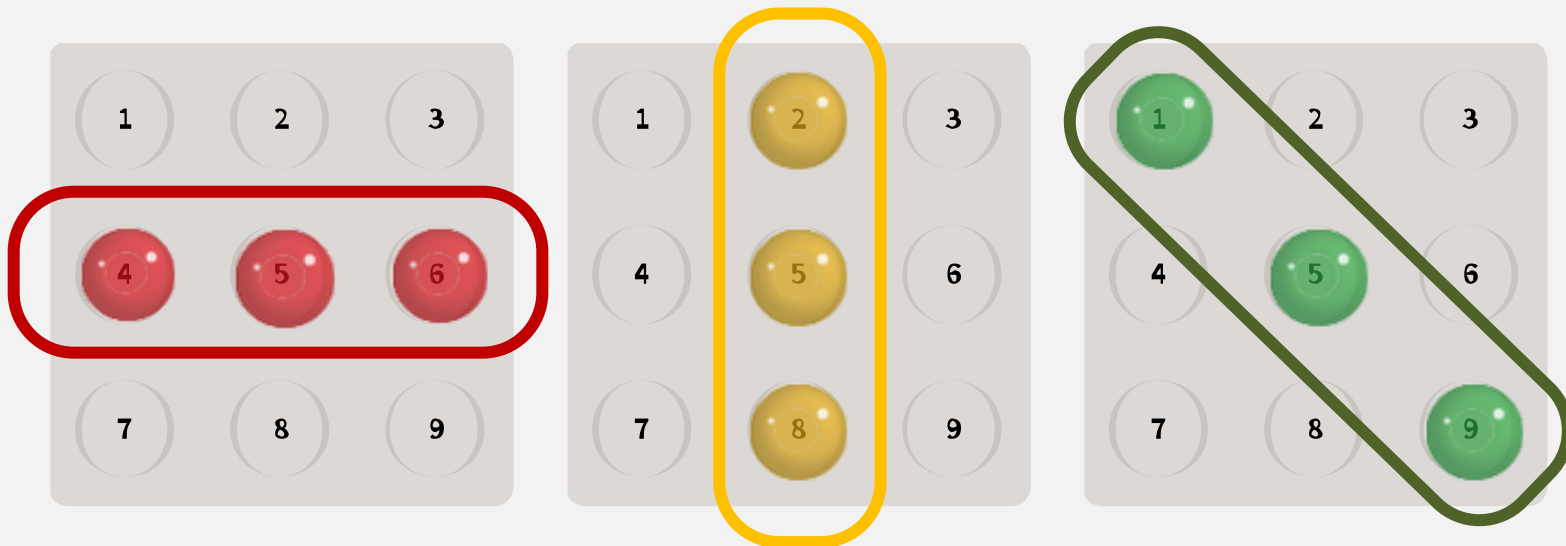


# 게임 목표






한 사람이 자신의 칩 3개 이상 연결하면 승리

# 게임 목표






가로, 세로, 대각선으로 연결 가능

# 구성물





보드 판, 구슬 칩 4색 20개 씩

# 게임 준비



보드판을 중앙에 두고 각자 칩 가져감


# 게임 준비



보드판에는 1~9까지의 판과 각 판에는 1~9까지 칸이 있음




## 게임 방법



선부터 차례가 되면 칸에 칩을 한 개 놓으면서 위치를 말해 줌

# 게임 방법




The image illustrates three scenarios of bean placement on a 3x3 grid:

- Scenario 1:** A yellow bean is placed at the intersection of row 3 and column 8. A yellow callout '3-8' is positioned above the bean.
- Scenario 2:** A red bean is placed at the intersection of row 2 and column 6. A green callout '8-1' is positioned below the bean.
- Scenario 3:** A blue bean is placed at the intersection of row 3 and column 2. A blue callout '1-9' is positioned above the bean.

높은 칸의 번호는 다음 사람이 놓을 수 있는 판의 위치



# 게임 종료



누군가 3개 이상의 칩을 놓았다면 게임종료 후 승리




Tell me the code I can put

코드톡

CODE TALK

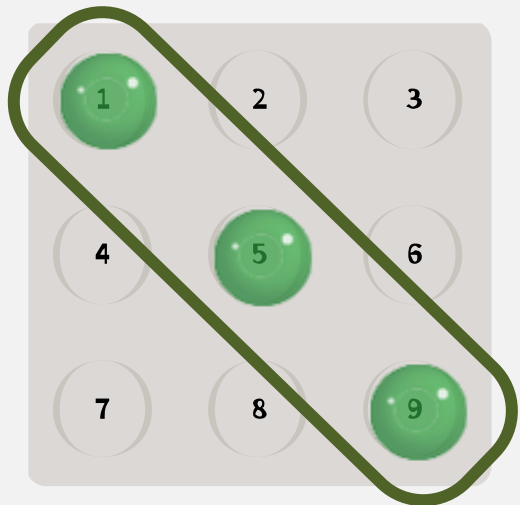
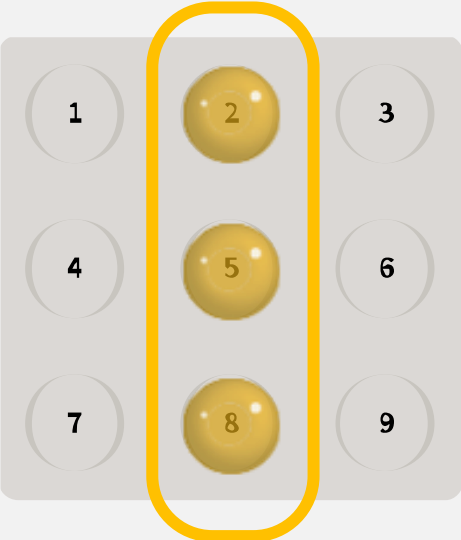
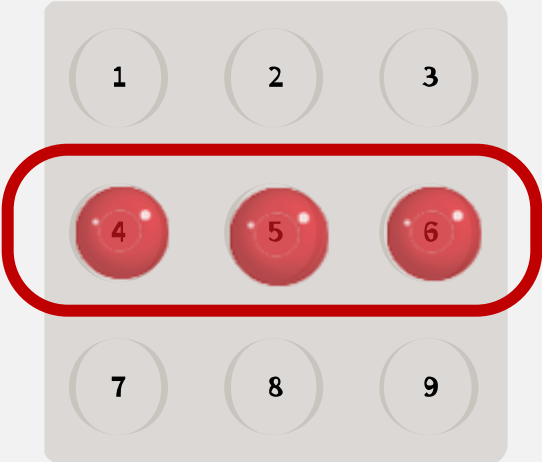
Game rules

## Goal of the game



The first person to place 3 or more chips in a row wins.




# Goal of the game



Either Horizontally, Vertically, or Diagonally






# Components





1Board, 80Chips (4colors x 20pieces each)

# Set up




Put the Board at the center of the table. Each player chooses the chip.

# Set up



The Board is divided by 9 small box grids. Each box grid has 9 numbers.

## Playing the game



The first player puts one Colored chip on any number on any small box grid then announce that number.






# Playing the game

The image shows three 3x3 grids illustrating a game step. Each grid contains a yellow chip on the 7th row, 8th column. A yellow callout '3-8' is next to the chip in the first grid. A red chip is on the 1st row, 2nd column in the second grid, with a red callout '8-1' next to it. A blue chip is on the 7th row, 8th column in the third grid, with a blue callout '1-9' next to it.

The next player must place his/her colored chip on the small box grid (1-9) which matches the number stated by the previous player.

# End of game



The player who creates a line of 3 Colored chips wins the game